

# • Spifire • Zero Fighter • Bf 109 •

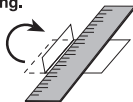
## ! CAUTION

- Read the instruction manual carefully before assembly.
- Tools recommendation.

**Tweezer**  
Use for small parts assembly.



**Ruler**  
Use for small parts folding.



**Small Pole or Penholder**  
Use for parts rolling.



• See below for symbols meaning.

1. Fold



2. Insert



3. Interlock


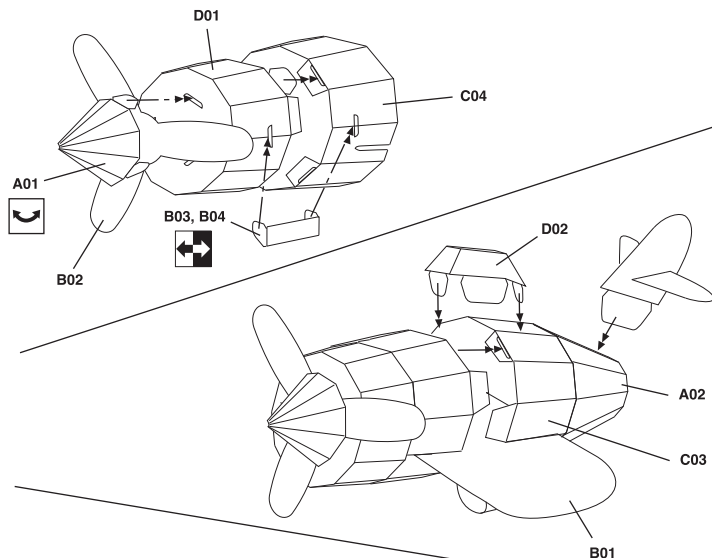
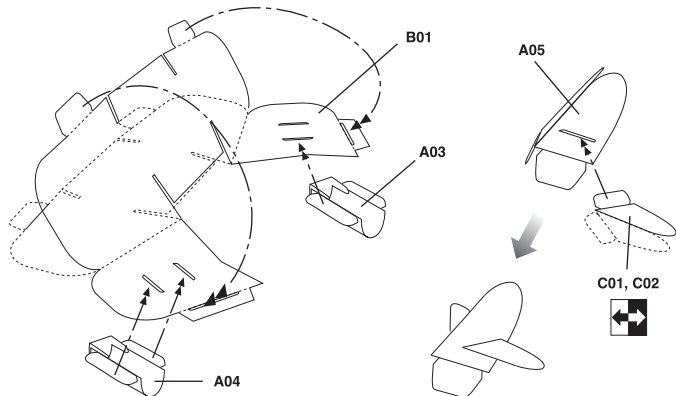


(Inner lock)

4. Roll up



5. Same process for opposite side



**Paper-Pro**  
Modelling

(Wholly owned and operated by ADVANCE STUDIOS)

[www.paper-pro.com](http://www.paper-pro.com)